




How do I delete my project site?





The project site's owner/site contact can place a request with the Sakai support team (ITSServiceDesk@luc.edu). Please provide the full project site name and the Site URL when requesting deletion.

How do I find my site's URL?

Select Site Info.

 Section Info

 Site Info

 Attendance

In the project site to be deleted, select the **Site Info** tool from the Tool Menu.

Site information displays.

Site Information

Site Title	New DEV Site
Site URL	Copy to Clipboard
Site contact and email	Instructor Kinne, skinne@luc.edu
Available to	Site participants only
Creation date	Dec 20, 2022, 4:58:16 PM CST
Modification date	Dec 20, 2022, 4:58:16 PM CST
Modified by	Kinne, Instructor
Display in Site Browser	Yes ⓘ
LaTeX	Disabled
Portal Chat	Disabled

The **Site URL** can be copied to the computer's clipboard by selecting **Copy to Clipboard**; paste (ctrl+V or command+V) the Site URL into an email. The **Site contact and email** will indicate the owner of the project site.