

# How does a guest create an account?

Once a non-official participant's email has been added to a project site, an email will be sent to that account. See [How do I add users to my project site?](#) for details on how to enroll participants.

## Participant's Email


Primary	Social	Promotions	+
<input type="checkbox"/> 1 sakai-support@longsight..	Welcome To LUC Sakai!		
<input type="checkbox"/> 2 sakai-support@longsight..	LUC Sakai Site Notification		

The participant will receive two emails including:

1. Welcome to LUC Sakai. **Select this email for first time set-up.**
2. Notification of enrollment into a specific site.

## Accept the invitation.

Welcome To LUC Sakai! Inbox x Print Share

 **sakai-support@longsight.com (sakai-support@longsight.com)** <postmaster@longsight.com> 8:57 AM (5 minutes ago) ☆ Reply More

to me ▾

Sarah (@luc.edu) has invited you to join the **ITRS Technology Tools** site on LUC Sakai.

**Accept this invitation** <https://sakai.luc.edu/accountvalidator/faces/newUser?tokenId=74fc774a-a1f8-4ac3-8d98-c09ba609870d>

### What is LUC Sakai?

LUC Sakai is the LUC's web-based learning management system. It is home to many course sites, as well as a host of other sites including those used for administration, research and project groups, libraries and student societies. As a guest user, you have been invited to join a LUC Sakai site. On the site you will have rights to read content but you also may be able to create and/or edit content (depending on your assigned role).

### What if I already have a LUC Sakai account?

If you have used LUC Sakai in the past then you already have a LUC Sakai account, in which case we strongly suggest that you accept the above invitation and then indicate which existing LUC Sakai account you wish to use to access this site. This will avoid you having multiple accounts, each with a different set of associated sites. If you do not choose to associate this site with an existing account, a new guest account will be created for you using this email address. In the future, login to LUC Sakai using the guest account username and its associated password.

Within the Welcome to LUC Sakai email to review information on Sakai. Select the **invitation to Sakai link** to access Sakai.


## Activate your Account.

**Welcome to LUC Sakai!**

You have been invited to join the following site(s) in LUC Sakai:

- ITRS Technology Tools

**Activate your account**

 Your login user ID will be: **lukesakaiger@gmail.com**

Wait! [I already have an account in LUC Sakai](#)

1

First name \*

2

Last name \*

3


Password \*

4

Confirm new password \*

5

**Activate your account and log in**

 Passwords match

Activate your account by:

1. Entering your first name as it should display within the site.
2. Entering your last name as it should display within the site.
3. Enter a password.
4. Re-enter the password.
5. Select **Activate your account to log in** to enter Sakai.